

St. Anthony Park 10-Year Plan

Welcome to the Community Survey

Do you live, work, play, or attend school in St. Anthony Park? We want your input! As the St. Anthony Park neighborhood plans for the upcoming decade, we want to hear from you. On topics ranging from transportation and land use to historic preservation and environment, we hope you will take some time to help us plan.

The St. Anthony Park Community Council (SAPCC) involves "equity in all we do" in an effort to better our neighborhood, authentically connect with our neighbors, and advocate on behalf of St. Anthony Park. The 10 year planning process follows this lens which explicitly values equity and diversity, with a focus on historically marginalized groups including racial minorities, women, young and old people, people of different abilities, and in St. Anthony Park, people who rent instead of own their homes. The information that we collect in this document will help us form the next 10 year plan for the neighborhood to strive for an inclusive, safe, welcoming, accessible, and supportive community for all.

Email any other thoughts or questions you have to info@sapcc.org

1. What is your relationship to St. Anthony Park? Check all that apply.

- ☐ Live
- ☐ Work
- ☐ School
- ☐ Worship
- ☐ Play
- ☐ Shop

Other (please specify)

2. About how long have you lived/worked/studied/played/worshipped etc. in St. Anthony Park?

3. What is the address, business or nearest landmark to where you live/attend in St. Anthony Park?

St. Anthony Park 10-Year Plan

Housing

Safe and stable housing is an important part of a healthy community. SAPCC works with homeowners, renters, and housing developers to support housing in St. Anthony Park.

4. How important is more affordable housing in the neighborhood?

Not important

Less important

Neutral

Somewhat important

Very important



Comments

5. What types of new housing will be needed in St. Anthony Park over the next 10 years? Check all that apply.

☐

High density housing (apartments, condos, townhomes)

☐

Student housing

☐

Affordable housing (senior, student, or family)

☐

Single family housing

☐

Senior housing

☐

No changes

☐

Other (please specify or provide additional comments)

St. Anthony Park 10-Year Plan

Transportation

Whether commuting to work, school, businesses, or everyday errands, SAPCC works to improve how people get safely and easily to, from, and around St. Anthony Park.

6. What modes of transportation are a priority for you?

- | | |
|---|---|
| <input type="checkbox"/> Walking | <input type="checkbox"/> Metro Mobility |
| <input type="checkbox"/> Biking | <input type="checkbox"/> Car - personal vehicle |
| <input type="checkbox"/> Bus transit | <input type="checkbox"/> Car sharing |
| <input type="checkbox"/> Light rail transit | |
| <input type="checkbox"/> Other (please specify) | |

7. How often do you or someone in your household use public transportation?

Never Occasionally A few times a month A few times a week Every day



Comments

8. How safe do you feel walking or biking in the neighborhood?

(ex. crime, appropriate lighting, well-maintained sidewalks, adequate bike lanes)

Very unsafe Not safe Neutral Fairly safe Very safe



Comments

9. What ideas do you have to improve transportation in St. Anthony Park?

St. Anthony Park 10-Year Plan

Economic Opportunity

Strong communities have access to businesses and amenities that help it thrive and provide jobs.

10. What kind of jobs, organizations, or businesses would you like to see in St. Anthony Park? What ideas do you have to support our local economy?

11. How important are additional employment opportunities in the neighborhood?

Not very important

Less important

Neutral

Somewhat important

Very important



Comments

12. If you work here, in what sector do you work? Check all that apply.

☐

Education

☐

Financial

☐

Retail

☐

Government

☐

Food service

☐

Automotive

☐

Non-profit

☐

Industrial

☐

Health Care

☐

Arts

☐

Computer/Tech

☐

I work from home (some or all of the time)

Other (please specify)

St. Anthony Park 10-Year Plan

Environment

A sustainable environment supports the health and well-being of communities.

13. How important to you is green space in St. Anthony Park?

Not important

Less important

Neutral

Somewhat important

Very important



Comments

14. What do you like about the parks in our neighborhood? Are there changes you would like to see?

15. How can our public amenities (parks, rec centers, library, post offices, community garden, etc.) be improved? Are we missing other public amenities?

16. Which of these issues are a concern for you?

- ☐ Air is dirty or smells bad from car exhaust or industries
- ☐ Too much noise from traffic or people
- ☐ Water is littered or unsafe to drink or swim in
- ☐ Soil is polluted with chemicals
- ☐ Not enough green space to visit or play
- ☐ Not enough trees for shade and beauty
- ☐ Severe weather such as extreme heat, flooding, or storms
- ☐ Other (please specify)

St. Anthony Park 10-Year Plan

Education

Strong education systems build the next generation of healthy communities.

17. If you or someone in your household attends school here, which school(s) do you/they attend?

☐ St. Anthony Park Elementary School

☐ Murray Middle School

☐ Dugsi Academy

☐ Jennings Community School

☐ Avalon School

☐ University of Minnesota

☐ Luther Seminary

☐ Other (please specify)

18. What ideas do you have to improve education in our community?

St. Anthony Park 10-Year Plan

Community

Community interaction helps reduce isolation, build understanding, and improve safety, health and well-being.

19. How easy is it for you to access healthy and affordable food?

Very challenging

Somewhat challenging

Neutral

Somewhat easy

Very easy



Comments

20. How can St. Anthony Park better accommodate people with disabilities and/or special needs?

21. How do you see any differences or segregation between parts of the neighborhood? Do you have ideas to improve community unity?

22. How important is it to you that new buildings fit into the historic character of the neighborhood?

Not important

Less important

Neutral

Somewhat important

Very important



Comments

23. Please share any other questions, concerns, or ideas that you have about St. Anthony Park's future.

St. Anthony Park 10-Year Plan

Demographic Information

SAPCC asks for this anonymous data to help ensure that survey responses represent the many diverse experiences and voices in our community.

24. What is your age?

- ☐ 0-17 years
- ☐ 18-25 years
- ☐ 26-35 years
- ☐ 46-55 years
- ☐ 56-65 years
- ☐ 65+ years
- ☐ Prefer not to say

25. What is your gender identity?

- ☐ Female
- ☐ Male
- ☐ Prefer not to say
- ☐ Other (please specify)

26. What is your racial/ethnic identity?

- ☐ White, non-Hispanic
- ☐ Hispanic/Latino of any race
- ☐ Black/African-American
- ☐ Somali or Eritrean
- ☐ Native American/American Indian
- ☐ Asian/Pacific Islander
- ☐ Multi-racial
- ☐ Prefer not to say
- ☐ Other (please specify)

27. What language(s) is spoken in your home?

- ☐ English
- ☐ Other (please specify)

28. Do you identify as disabled, differently abled, and/or having special needs?

- ☐ Yes
- ☐ No
- ☐ Other

29. What is your household income?

- ☐ \$0-\$19,999
- ☐ \$20,000-\$34,999
- ☐ \$35,000-\$49,999
- ☐ \$50,000-\$74,999
- ☐ \$75,000-\$99,999
- ☐ \$100,000-\$124,999
- ☐ \$125,000+
- ☐ Prefer not to say
- ☐ Other (please specify)

30. To receive updates from St. Anthony Park Community Council e-newsletters and other communications, please share your contact below! *Information will be separated from survey answers.*

Name

Company

Address

Email Address

Phone Number

Thank you for sharing your valuable input with SAPCC! We are proud to work with our community to make a strong, sustainable, united St. Anthony Park! Visit us at www.sapcc.org.

St. Anthony Park 10-Year Plan

Wednesday, September 13, 2017

411

Total Responses

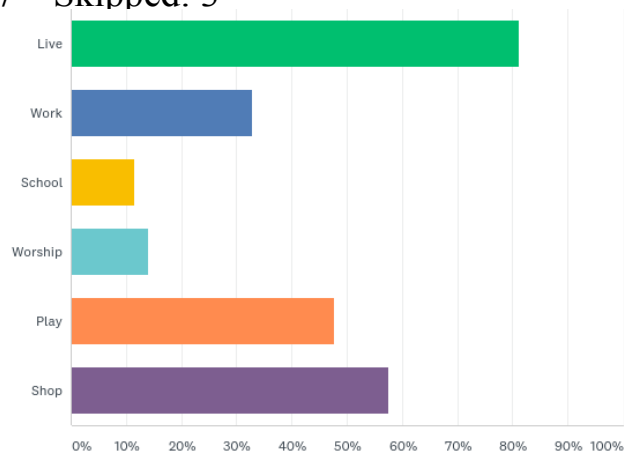
63

Newsletter signups

Powered by  SurveyMonkey

Q1: What is your relationship to St. Anthony Park? Check all that apply.

Answered: 407 Skipped: 3



Powered by  SurveyMonkey

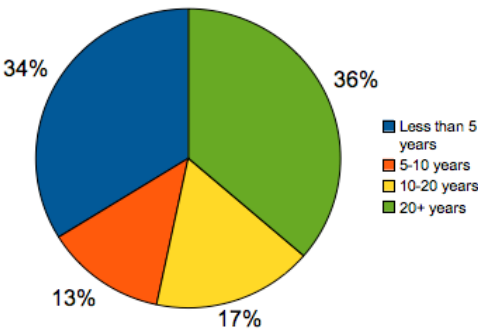
Q1: What is your relationship to St. Anthony Park? Check all that apply.

Answered: 407 Skipped: 3

ANSWER CHOICES	RESPONSES	
Live	81.08%	330
Work	32.92%	134
School	11.55%	47
Worship	14.00%	57
Play	47.67%	194
Shop	57.49%	234
Total Respondents: 407		

Q2: About how long have you lived/worked/studied/played/worshipped etc. in St. Anthony Park?

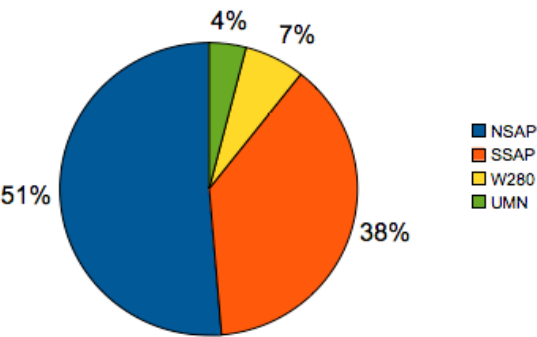
Answered: 405
Skipped: 5



Fairly consistent across income, ability.

Q3: What is the address, business or nearest landmark to where you live/attend in St. Anthony Park?

Answered: 398
Skipped: 12

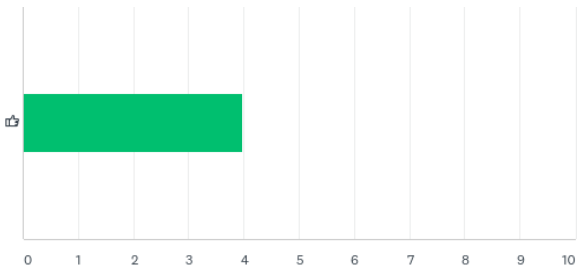


Higher incomes in NSAP consistent with census/ACS data.

Powered by SurveyMonkey

Q4: How important is more affordable housing in the neighborhood?

Answered: 366 Skipped: 44



73% list as somewhat important or very important.

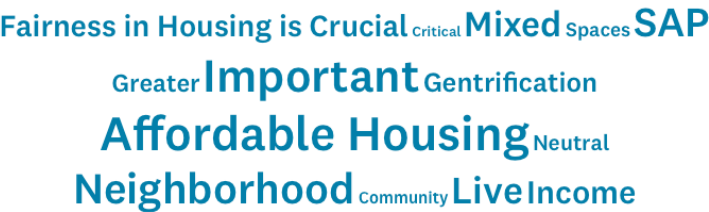
93% among respondents under \$35,000

	NOT IMPORTANT	LESS IMPORTANT	NEUTRAL	SOMEWHAT IMPORTANT	VERY IMPORTANT	TOTAL	WEIGHTED AVERAGE
👍	4.64% 17	5.74% 21	16.67% 61	34.15% 125	38.80% 142	366	3.97

Powered by SurveyMonkey

Q4: How important is more affordable housing in the neighborhood?

Answered: 366 Skipped: 44

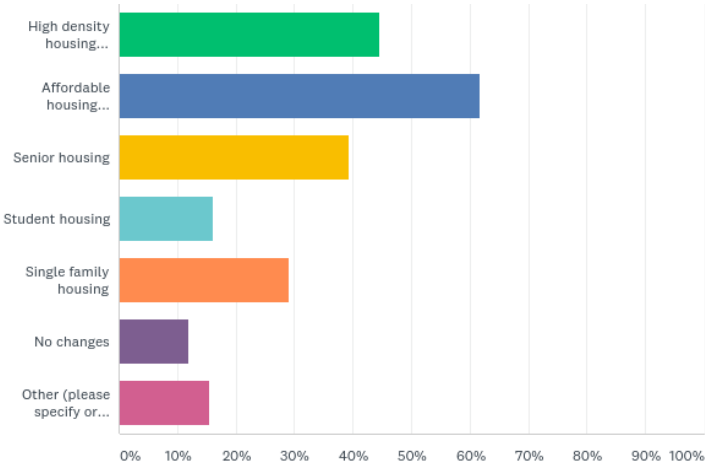


“I don't want to price young homeowners out of the market in SAP. We need young middle class families.”
“I would love to live/retire in SAP, but there is no way I can afford it.”
“I value the diversity of our neighborhood and would hate to see any of my neighbors pushed out because of rising housing costs. Diversity benefits EVERYONE; let's work to retain it!”
“I'm very concerned about the high rent at the new housing in the neighborhood.”

Powered by  SurveyMonkey

Q5: What types of new housing will be needed in St. Anthony Park over the next 10 years? Check all that apply.

Answered: 377 Skipped: 33



Powered by  SurveyMonkey

Q5: What types of new housing will be needed in St. Anthony Park over the next 10 years? Check all that apply.

Answered: 377 Skipped: 33

ANSWER CHOICES	RESPONSES	
High density housing (apartments, condos, townhomes)	44.56%	168
Affordable housing (senior, student, or family)	61.80%	233
Senior housing	39.26%	148
Student housing	16.18%	61
Single family housing	29.18%	110
No changes	11.94%	45
Other (please specify or provide additional comments)	15.38%	58
Total Respondents: 377		

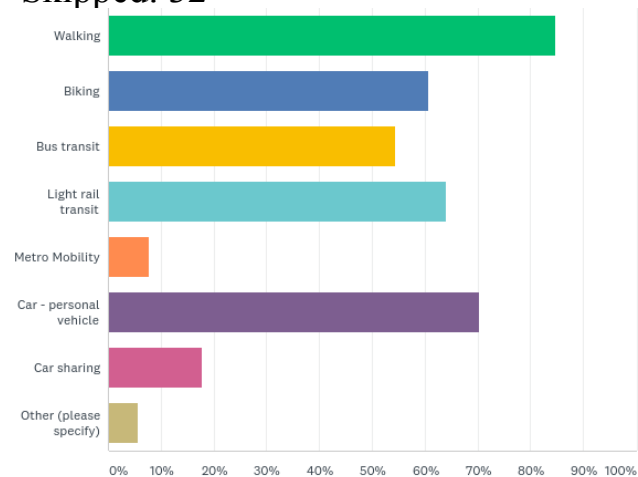
Medium density, multi-generation, mixed income, mixed use, co-op housing options.
Economic integration would add to vibrancy of neighborhood.
“Many of our neighbors have “All are welcome” signs in their yard, supportive of socioeconomic diversity.”
“Co-housing and attached housing for older generation to live with family.”
“SAP needs to become denser to accommodate for the high demand. This will also attract new businesses and services that benefit existing residents.”

Q5: What types of new housing will be needed in St. Anthony Park over the next 10 years? Check all that apply.

Accessory Dwelling Units Trust Multi-generational
Going Space Section 8 Single Family Multi Family
Affordable Housing Public Housing
Seniors Existing Neighborhood
Medium Density High Density Housing
New Housing Students Benefit Co-housing Residents
Family Homes Apartments

Q6: What modes of transportation are a priority for you?

Answered: 378 Skipped: 32



Powered by SurveyMonkey

Q6: What modes of transportation are a priority for you?

Answered: 378 Skipped: 32

ANSWER CHOICES	RESPONSES	
Walking	84.66%	320
Biking	60.58%	229
Bus transit	54.50%	206
Light rail transit	64.02%	242
Metro Mobility	7.67%	29
Car - personal vehicle	70.37%	266
Car sharing	17.72%	67
Other (please specify)	5.56%	21
Total Respondents: 378		

Bus and LRT somewhat higher for low-income.

Walking, Bus transit, MM higher for disabled.

Powered by SurveyMonkey

Q6: What modes of transportation are a priority for you?

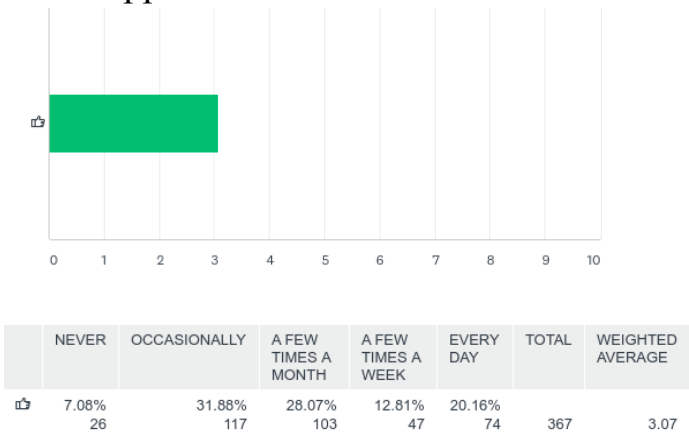
Shuttle Service to Light RailSeniors
TransportationRide ParkingSharing
Walking and Biking

“Reducing carbon footprint is very important. By de-emphasizing the vehicle, it provides many more community benefits: walking and biking.”
Prioritizing the pedestrian, bikers, transit riders, etc. Keeping the environment in mind and assistance for seniors.

Powered by  SurveyMonkey

Q7: How often do you or someone in your household use public transportation?

Answered: 367 Skipped: 43



Powered by  SurveyMonkey

Q7: How often do you or someone in your household use public transportation?

Answered: 367 Skipped: 43

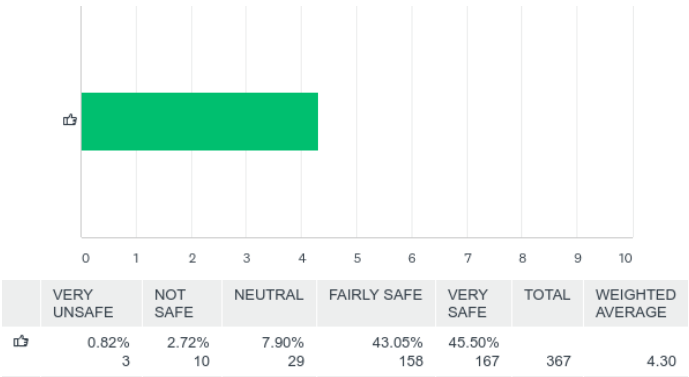


It varies by season.

Many occassional users, encourage to increase use of public transit.

Q8: How safe do you feel walking or biking in the neighborhood?
(ex. crime, appropriate lighting, well-maintained sidewalks, adequate bike lanes)

Answered: 367 Skipped: 43



Q8: How safe do you feel walking or biking in the neighborhood?
(ex. crime, appropriate lighting, well-maintained sidewalks,
adequate bike lanes)

Answered: 367 Skipped: 43

Crime Problems **Lighting** Designed **Bike** Dangerous
Safe Neighborhood **Side Walks** Safer **Raymond**

Traffic speeds and crossings common concern, the new bike lanes improve safety,
but can be better especially important for kids.
Crossings and intersections of greater note among disabled, recommend more technology.

Powered by  SurveyMonkey

Q9: What ideas do you have to improve transportation in St. Anthony Park

Answered: 200 Skipped: 210

Encourage People Circulator **Bike Path** Activities
Transit Way Rules **Green Line** Fix the Potholes **SAP**
Hwy 280 **Light Rail** Bike Trails **Bike Lanes**
Main Roads **Park** Good Work **Street** Nice Ride
Neighborhood Construction **Safer** NSAP
Territorial Kind **Speed Limit** Reason **Commonwealth**
Better Sidewalks

Safer crosswalks, wayfinding through winding roads, more benches for pedestrians, bike racks,
traffic calming, bike lanes along University, better connections (Westgate, Transitway), remove railroads.

Powered by  SurveyMonkey

Q10: What kind of jobs, organizations, or businesses would you like to see in St. Anthony Park?

What ideas do you have to support our local economy?

Answered: 244 Skipped: 166

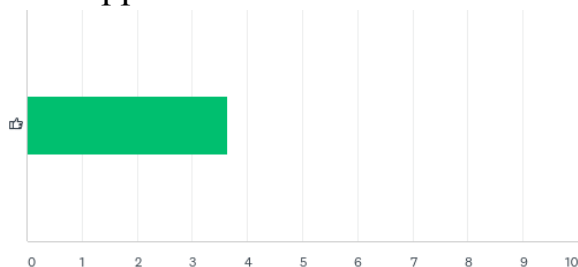
Drug Health Care Nonprofits Hampden Park Co-op Jobs
South Saint Anthony Anthony Park Library
Neighborhood Pizza Place Shop Independent
Businesses Fitness Restaurants
Food Choices Local Bakery Grocery Office Space Nice
Affordable Food Arts Movie Theatre Good Mix Family Friendly Pub

RESTAURANTS, bars, local shops, drug store, grocer/farmer's market, bakery, ice cream, co-working space, businesses open in evenings, not large franchises. More residents means a larger customer base.

Powered by  SurveyMonkey

Q11: How important are additional employment opportunities in the neighborhood?

Answered: 346 Skipped: 64

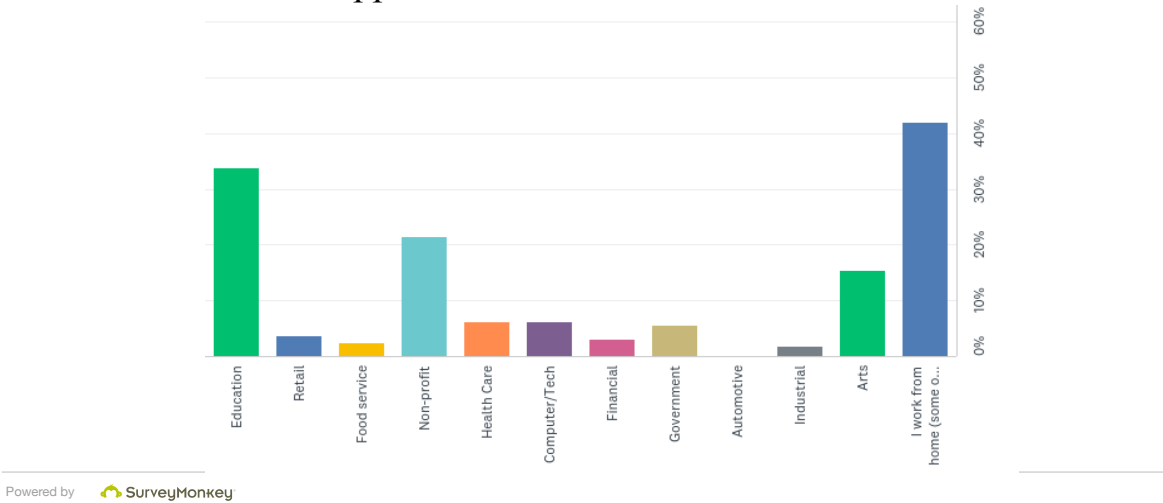


	NOT VERY IMPORTANT	LESS IMPORTANT	NEUTRAL	SOMEWHAT IMPORTANT	VERY IMPORTANT	TOTAL	WEIGHTED AVERAGE
👍	3.18% 11	6.36% 22	32.37% 112	39.31% 136	18.79% 65	346	3.64

Powered by  SurveyMonkey

Q12: If you work here, in what sector do you work? Check all that apply.

Answered: 162 Skipped: 248



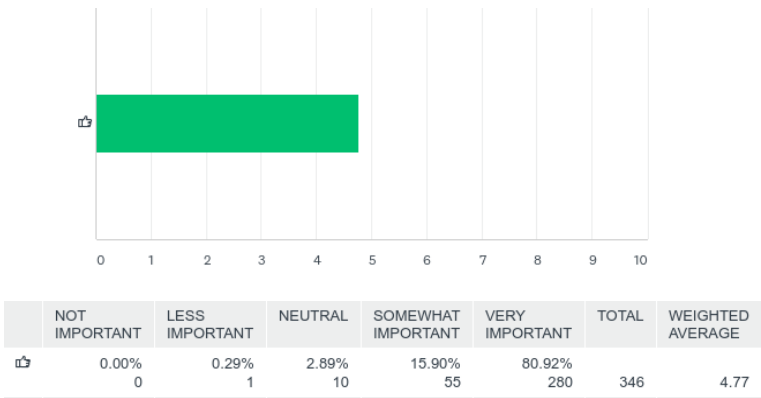
Q12: If you work here, in what sector do you work? Check all that apply.

Answered: 162
Skipped: 248

ANSWER CHOICES	RESPONSES	
Education	33.95%	55
Retail	3.70%	6
Food service	2.47%	4
Non-profit	21.60%	35
Health Care	6.17%	10
Computer/Tech	6.17%	10
Financial	3.09%	5
Government	5.56%	9
Automotive	0.00%	0
Industrial	1.85%	3
Arts	15.43%	25
I work from home (some or all of the time)	41.98%	68
Total Respondents: 162		

Q13: How important to you is green space in St. Anthony Park?

Answered: 346 Skipped: 64



Powered by SurveyMonkey

Q13: How important to you is green space in St. Anthony Park?

Answered: 346 Skipped: 64

South SAP Clean Needed Field Important
Public Green Space Health Park Kasota Trees
Makes St Anthony

Highest ranking value among ranked issues, consistent across demographics.
Comments to increase green space in SSAP, maintain in NSAP.
Strong priority in neighborhood: “It is St. Anthony PARK after all.”

Powered by SurveyMonkey

**Q14: What do you like about the parks in our neighborhood?
Are there changes you would like to see?**

Answered: 236 Skipped: 174

Tennis Courts Excellent Hampden Park South St Anthony
Benches Kept Access Important Maintained
Drinking Fountains Langford Park Pool Love
Think Space Trash Cans Playgrounds
Opportunities College Park Leash Community
Wonderful Nice Beauty Lots Longer Walking Clean

Greater tree canopy, walkability, dog park, more community events

Powered by  SurveyMonkey

**Q15: How can our public amenities (parks, rec centers, library, post
offices, community garden, etc.) be improved?
Are we missing other public amenities?**

Answered: 159 Skipped: 251

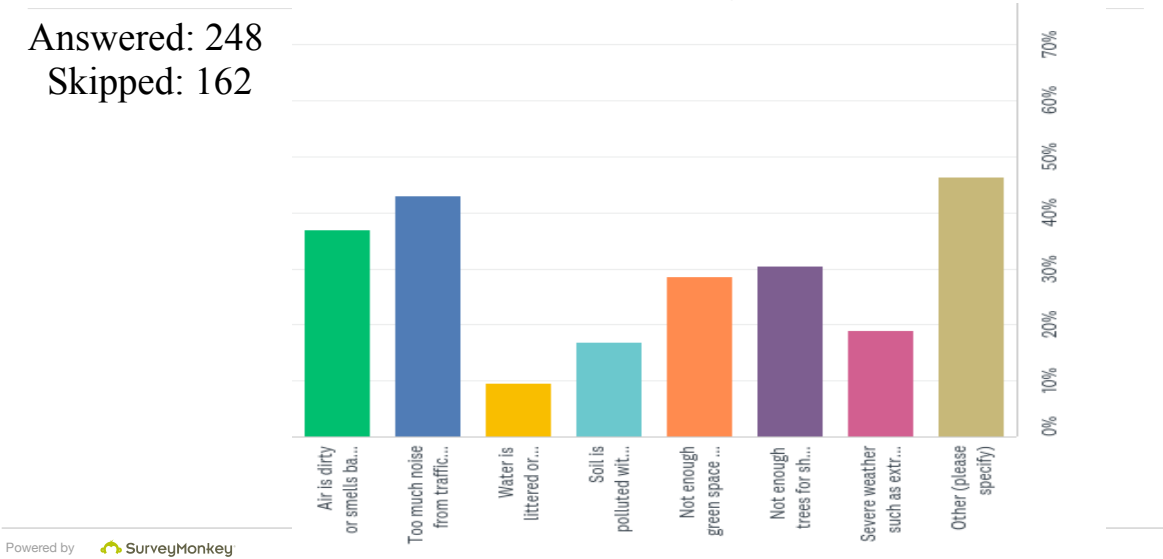
Question Tool Residents Garbage Missing Blocks Benches
Drug Think Snow Removal Library University
Community Trash Park Mail Boxes
Rec Center Fortunate Water Address
Public Amenities Fields South SAP Tables
Tennis Courts Bike

Need for community space/build relationships with the community members.
Work closer with UMN to have students more involved.

Powered by  SurveyMonkey

Q16: Which of these issues are a concern for you?

Answered: 248
Skipped: 162



Q16: Which of these issues are a concern for you?

Answered: 248 Skipped: 162

		Low-income	
ANSWER CHOICES	RESPONSES	RESPONSES	
Air is dirty or smells bad from car exhaust or industries	37.10% 92	60.87%	14
Too much noise from traffic or people	43.15% 107	47.83%	11
Water is littered or unsafe to drink or swim in	9.68% 24	8.70%	2
Soil is polluted with chemicals	16.94% 42	17.39%	4
Not enough green space to visit or play	28.63% 71	39.13%	9
Not enough trees for shade and beauty	30.65% 76	30.43%	7
Severe weather such as extreme heat, flooding, or storms	18.95% 47	26.09%	6
Other (please specify)	46.37% 115	39.13%	9
Total Respondents: 248			

Low income residents report greater concern for air pollution, access to green space, extreme weather.

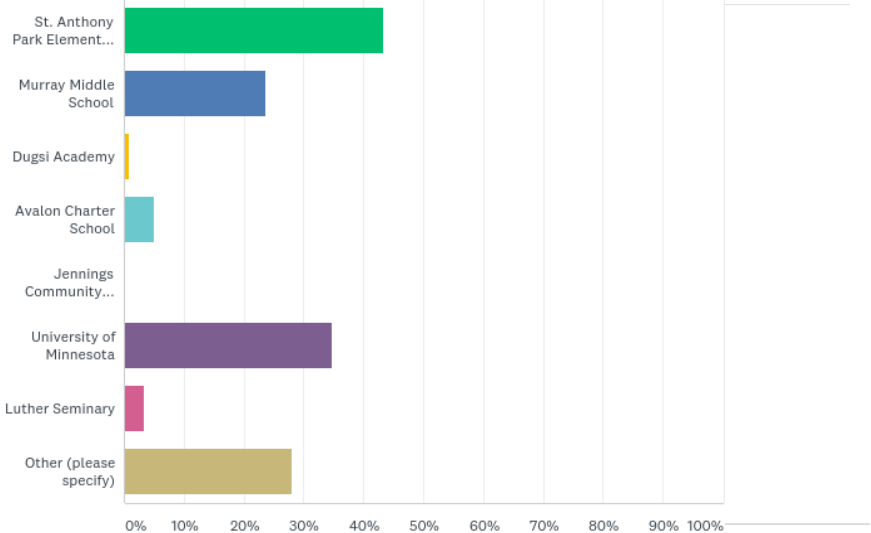
Q16: Which of these issues are a concern for you?

Recycling Plant Unleashed Housing Property Light
Factory Pollution Crime Issues Sound Walls
Traffic Density Parking Chemicals Noise
Trains Concern Garbage Trees Clean
Drag Racing Plan Roads Railroad
Climate Change Warm Soil South Saint Anthony

Powered by  SurveyMonkey

Q17: If you or someone in your household attends school here, which school(s) do you/they attend?

Answered: 118
Skipped: 292



Powered by  SurveyMonkey

Q17: If you or someone in your household attends school here, which school(s) do you/they attend?

Answered: 118 Skipped: 292

ANSWER CHOICES	RESPONSES	
St. Anthony Park Elementary School	43.22%	51
Murray Middle School	23.73%	28
Dugsi Academy	0.85%	1
Avalon Charter School	5.08%	6
Jennings Community School	0.00%	0
University of Minnesota	34.75%	41
Luther Seminary	3.39%	4
Other (please specify)	27.97%	33
Total Respondents: 118		

Powered by  SurveyMonkey

Q18: What ideas do you have to improve education in our community?

Answered: 88
Skipped: 322

Children Residents Elementary School Affordable
Anthony Park St Paul Schools Public Schools
Achievement Gap Support Getting Better
Education Actively Community Outside
Students New Playground Local Writing Teachers
Boards Neighborhood Continue

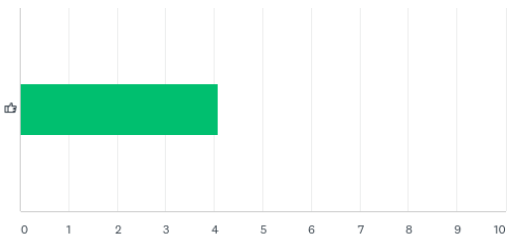
Need the community to be invested in each other. Connect seniors with young people, volunteer opportunities with local schools to build community and expose students to different neighbors, cultures, careers.

Powered by  SurveyMonkey

Q19: How easy is it for you to access healthy and affordable food?

Answered: 339

Skipped: 71



	VERY CHALLENGING	SOMEWHAT CHALLENGING	NEUTRAL	SOMEWHAT EASY	VERY EASY	TOTAL	WEIGHTED AVERAGE
👍	2.36% 8	9.14% 31	12.39% 42	30.38% 103	45.72% 155	339	4.08

76% Somewhat easy or very easy overall.
67% among disabled, 56% for low-income respondents.

Powered by SurveyMonkey

Q20: How can St. Anthony Park better accommodate people with disabilities and/or special needs?

Answered: 113

Skipped: 297



More automatic doors on businesses, delivery services,
maintain sidewalks better, street mailboxes, benches, more visible crossings.

Powered by SurveyMonkey

Q21: How do you see any differences or segregation between parts of the neighborhood? Do you have ideas to improve community unity?

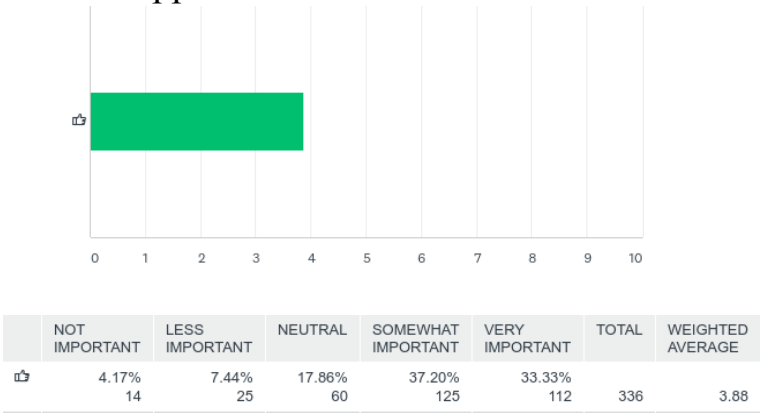
Answered: 145
Skipped: 265



Physical barriers. Community engagement activities/block parties/events.

Q22: How important is it to you that new buildings fit into the historic character of the neighborhood?

Answered: 336 Skipped: 74



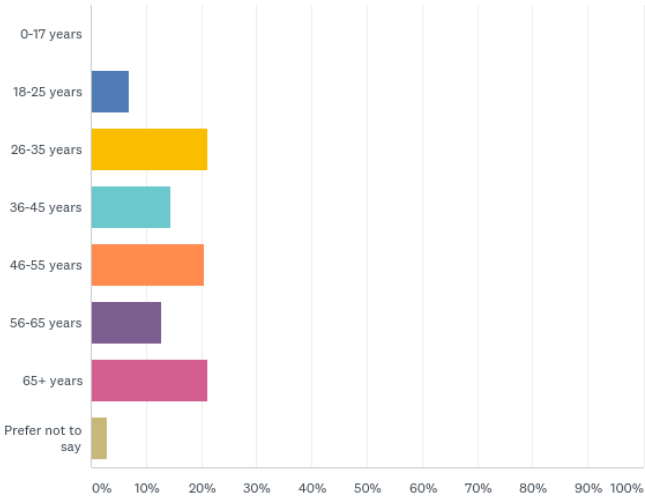
Q22: How important is it to you that new buildings fit into the historic character of the neighborhood?

Answered: 336 Skipped: 74

Nice Brick Community Necessary Preserve Nature
Housing Example Important Extremely
Neighborhood Affordable
New Buildings Priority
Historic Character Advocate Styles Love
Variety Living

Q24: What is your age?

Answered: 345
Skipped: 65



Q24: What is your age?

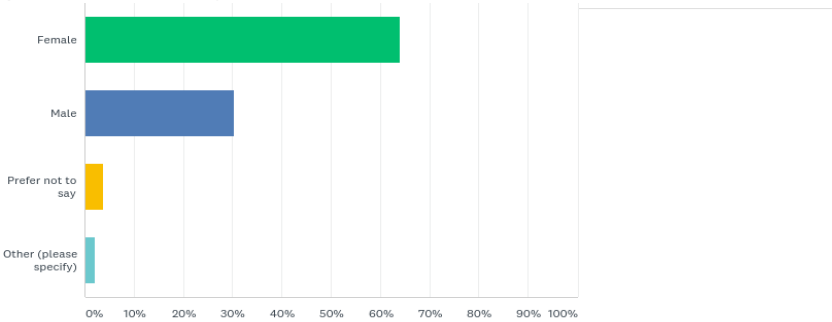
Answered: 345 Skipped: 65

ANSWER CHOICES	RESPONSES	
0-17 years	0.00%	0
18-25 years	6.96%	24
26-35 years	21.16%	73
36-45 years	14.49%	50
46-55 years	20.58%	71
56-65 years	12.75%	44
65+ years	21.16%	73
Prefer not to say	2.90%	10
TOTAL		345

Powered by  SurveyMonkey

Q25: What is your gender identity?

Answered: 347
Skipped: 63

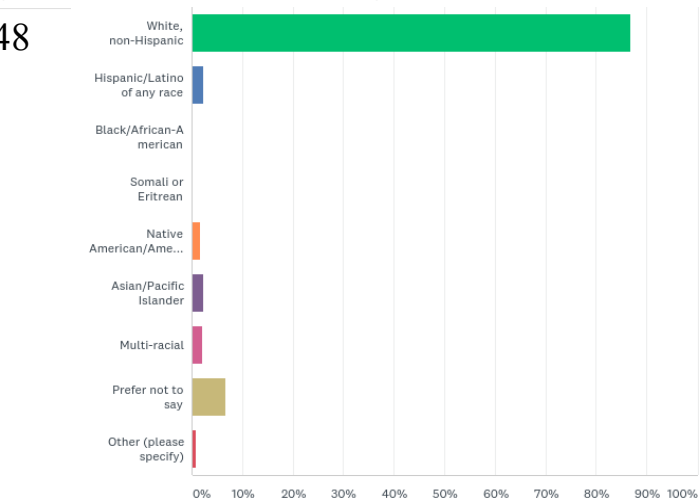


ANSWER CHOICES	RESPONSES	
Female	63.98%	222
Male	30.26%	105
Prefer not to say	3.75%	13
Other (please specify)	2.02%	7
TOTAL		347

Powered by  SurveyMonkey

Q26: What is your racial/ethnic identity?

Answered: 348
Skipped: 62



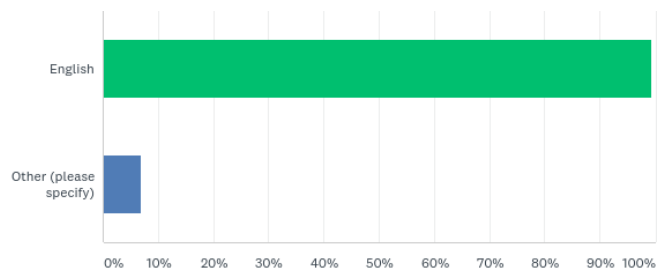
Q26: What is your racial/ethnic identity?

Answered: 348 Skipped: 62

ANSWER CHOICES	RESPONSES	
White, non-Hispanic	86.78%	302
Hispanic/Latino of any race	2.30%	8
Black/African-American	0.29%	1
Somali or Eritrean	0.29%	1
Native American/American Indian	1.72%	6
Asian/Pacific Islander	2.30%	8
Multi-racial	2.01%	7
Prefer not to say	6.61%	23
Other (please specify)	0.86%	3
Total Respondents: 348		

Q27: What language(s) is spoken in your home?

Answered: 345 Skipped: 65

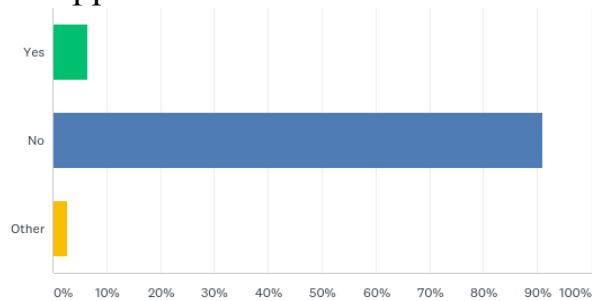


ANSWER CHOICES	RESPONSES	
English	99.42%	343
Other (please specify)	6.96%	24
Total Respondents: 345		

Powered by  SurveyMonkey

Q28: Do you identify as disabled, differently abled, and/or having special needs?

Answered: 341 Skipped: 69

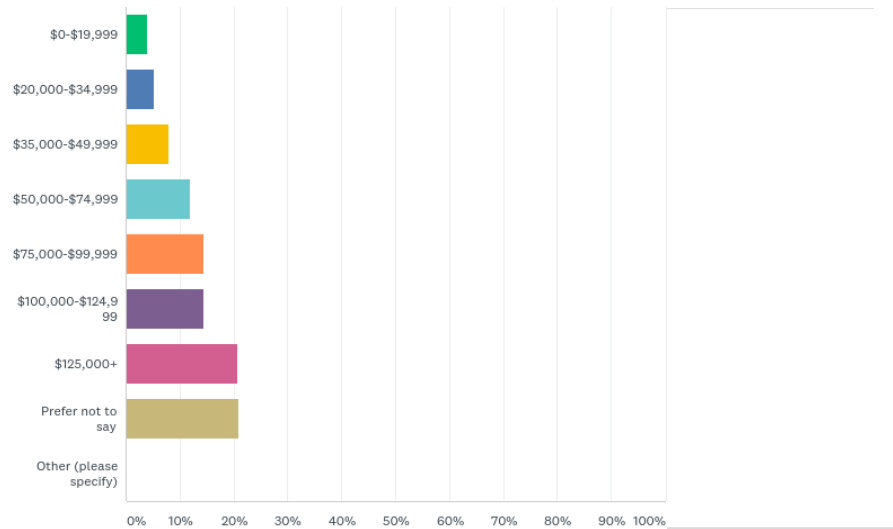


ANSWER CHOICES	RESPONSES	
Yes	6.45%	22
No	90.91%	310
Other	2.64%	9
TOTAL		341

Powered by  SurveyMonkey

Q29: What is your household income?

Answered: 344
Skipped: 66



Powered by SurveyMonkey

Q29: What is your household income?

Answered: 344 Skipped: 66

ANSWER CHOICES	RESPONSES	
\$0-\$19,999	4.07%	14
\$20,000-\$34,999	5.23%	18
\$35,000-\$49,999	7.85%	27
\$50,000-\$74,999	11.92%	41
\$75,000-\$99,999	14.53%	50
\$100,000-\$124,999	14.53%	50
\$125,000+	20.64%	71
Prefer not to say	20.93%	72
Other (please specify)	0.29%	1
TOTAL		344

Powered by SurveyMonkey